


LED Mirrors

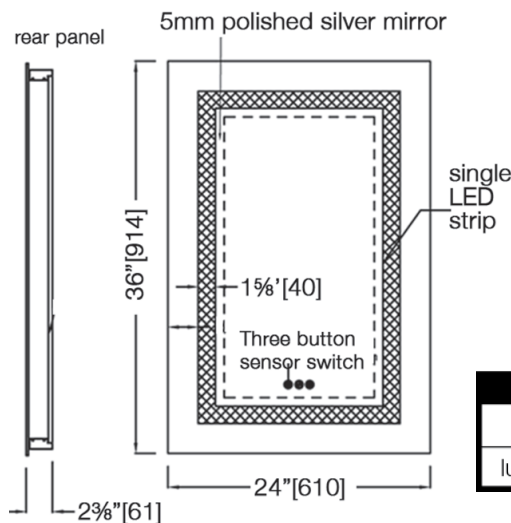
Insert Perimeter LED Lighting
M00519LAD

LALOO ACCESSORIES
SERVICE@LALOO.CA
866-305-2566



Antifog Mat - 11 $\frac{3}{4}$ " x 15 $\frac{3}{4}$ "

Kelvin Colour - 3000 to 6000
Wattage - 30.96
Source Light Lumens - 2323 (dimnable)
LLD Lumens - 1860

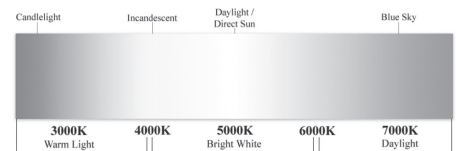


Mirror Features

The temperature of colour is measured in Kelvins, ranging from 1,000K to 10,000K.

Natural sunlight varies from 5,000K to 6500K. The higher end of the scale has a "cooler" feel to it and has a more white or blue colour hue.

The lower end of the scale range has a "warmer" feel with a more orange or yellow hue to the colour.



A simple table to predict the brightness (lumens) of a LED mirror knowing the brightness of an incandescent bulb (w).

Light Bulb Watts Conversion Table						
watts	25	40	60	75	100	150
lumens	375	600	900	1125	1500	2250

Complementary Accessories

Towel Tree
8300
available in Chrome
or Matte Black



Use metric dimensions for greatest accuracy.
Specifications are subject to change without notice.

A
CELEBRATION
of ART &
FUNCTION